

Format of holding of specific securities

Annexure - I

Name of the Listed Entity : OCL IRON AND STEEL LIMITED

Scrip Code : 533008

Name of the scrip : OISL


Class of Security : EQUITY

Share Holding Pattern Filed under Reg.31(1)(b) for Quarter ending : 30.06.2016

Declaration : The Listed entity is required to submit the following declaration to the extent of submission of information :-

	Particulars	Yes*	No*
1	Whether the Listed Entity has issued any partly paid up shares ?		No
2	Whether the Listed Entity has issued any Convertible Securities or Warrants ?		No
3	Whether the Listed Entity has any shares against which Depository receipts are issued ?		No
4	Whether the Listed Entity has any shares in locked-in ?		No
5	Whether any shares held by Promoters are pledged or otherwise encumbered ?	Yes	

For OCL IRON AND STEEL LIMITED



 Jyoti

 COMPANY SECRETARY

Table I - Summary Statement holding of specified securities

Category	Category of shareholder	Nos. of shareholders	No. of fully paid up equity shares held	No. of partly paid-up equity shares held	No. of shares underlying Depository Receipts	Total no. of shares held	Shareholding as a % of total no. of shares (calculated as per SCRR, 1957)	Number of Voting Rights held in each class of securities			No. of Shares Underlying Outstanding convertible securities (including Warrants)	Shareholding as a % assuming full conversion of convertible securities (as a percentage of diluted share capital)	Number of Locked in shares		Number of Shares pledged or otherwise encumbered		Number of equity shares held in dematerialised form	
								(ix)					(x)	(xi) = (vii)+(x) As a % of (A+B+C2)	(xii)			(xiii)
(i)	(ii)	(iii)	(iv)	(v)	(vi)	(vii) = (iv)+(v)+(vi)	(viii) As a % of (A+B+C2)	No. of Voting Rights			Total as a % of (A+B+C)		No. (a)	As a % of total Shares held (b)	No. (a)	As a % of total Shares held (b)		
			Class eg : X	Class eg : Y	Total													
(A)	Promoter & Promoter Group	1	100607370	0	0	100607370	75.00	100607370	0	100607370	75.00	0	75.00	0	0.00	40242948	40.00	100607370
(B)	Public	10392	33535790	0	0	33535790	25.00	33535790	0	33535790	25.00	0	25.00	0	0.00	0	0.00	29601941
(C)	Non Promoter - Non Public	0	0	0	0	0	0.00	0	0	0	0.00	0	0.00	0	0.00	0	0.00	0
(C1)	Shares underlying DRs	0	0	0	0	0	0.00	0	0	0	0.00	0	0.00	0	0.00	0	0.00	0
(C2)	Shares held by Employees Trusts	0	0	0	0	0	0.00	0	0	0	0.00	0	0.00	0	0.00	0	0.00	0
	Total	10393	134143160	0	0	134143160	100.00	134143160	0	134143160	100.00	0	100.00	0	0.00	40242948	30.00	130209311

For OCL IRON AND STEEL LIMITED
Jyoti
 Company Secretary

Table II- Statement showing shareholding pattern of the Promoter and Promoter Group

Category & Name of the shareholders	PAN	No. of shareholder	No. of fully paid up equity shares held	Partly paid-up equity shares held	Nos. of shares underlying Depository Receipts	Total nos. shares held	Shareholding % calculated as per SCRR, 1957)	Number of Voting Rights held in each class of securities			No. of Shares Underlying Outstanding convertible securities (including Warrants)	Shareholding as a % assuming full conversion of convertible securities (as a percentage of diluted share capital)	Number of Locked in shares		Number of Shares pledged or otherwise encumbered		Number of equity shares held in dematerialised form		
								(ix)					(x)	(xi) = (vii)+(x) as a % of (A+B+C2)	(xii)			(xiii)	
								No. of Voting Rights							Total as a % of Total Voting rights	No. (a)		As a % of total Shares held (b)	No. (a)
Class X	Class Y	Total	(iv) = (v)+(vi)	(viii) As a % of (A+B+C2)															
1 Indian																			
(a) Individuals/ Hindu Undivided Family																			
(b) Central Government/ State Government(s)																			
(c) Financial Institutions/ Banks																			
(d) Any Other (Specify)																			
(d-i) Bodies Corporate			1	100607370	0	0	100607370	75.00	100607370	0	100607370	75.00	0	75.00	0	0.00	40242948	40.00	100607370
GARIMA BUIL DPROP PVT LTD.	AADCG1733G		1	100607370	0	0	100607370	75.00	100607370	0	100607370	75.00	0	75.00	0	0.00	40242948	40.00	100607370
Sub Total(A)(1)			1	100607370	0	0	100607370	75.00	100607370	0	100607370	75.00	0	75.00	0	0.00	40242948	40.00	100607370
2 Foreign																			
(a) Individuals (Non-Resident Individuals/ Foreign Individuals)																			
(b) Government																			
(c) Institutions																			
(d) Foreign Portfolio Investor																			
(e) Any Others(Specify)																			
Sub Total(A)(2)			0	0	0	0	0	0.00	0	0	0	0.00	0	0	0.00	0	0.00	0	0.00
Total Shareholding of Promoter and Promoter Group (A)= (A)(1)+(A)(2)			1	100607370	0	0	100607370	75.00	100607370	0	100607370	75.00	0	75.00	0	0.00	40242948	40.00	100607370
Note:																			
(1) PAN would not be displayed on website of Stock Exchange(s)																			
(2) The term "Encumbrance" has the same meaning as assigned under regulation 28(3) of SEBI(Substantial Acquisition of Shares and Takeovers) Regulations, 2011																			


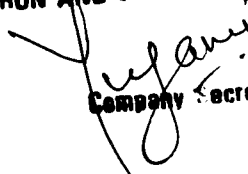
For OCL IRON AND STEEL LI

 Company Secretary

Table III- Statement showing shareholding pattern of the Public shareholder

Category & Name of the shareholders	PAN	Nos. of shareholder	No. of fully paid up equity shares held	Partly paid-up equity shares held	No. of shares underlying Depository Receipts	Total nos. shares held	Shareholding % calculated as per SCRR, 1957)	Number of Voting Rights held in each class of securities			No. of Shares Underlying Outstanding convertible securities (including Warrants)	Total shareholding as a % assuming full conversion of convertible securities (as a percentage of diluted share capital)	Number of Locked in shares		Number of Shares pledged or otherwise encumbered	Number of equity shares held in dematerialised form		
								(vii) = (iv)+(v)+(vi)	(viii) As a % of (A+B+C2)	(ix)			(x)	(xi) = (vii)+(x) As a % of (A+B+C2)			(xii)	(xiii)
								No. of Voting Rights					No. (a)	As a % of total Shares held (b)	No. (Not applicable) (a)	As a % of total Shares held (Not applicable) (b)		
								Class X	Class Y	Total								Total as a % of Total Voting Rights
1 Institutions																		
(a) Mutual Funds/ UTI		2	57000	0	0	57000	0.04	57000	0	57000	0.04	0	0.04	0	0.00	0	0.00	0
(b) Venture Capital Funds																		
(c) Alternate Investment Funds																		
(d) Foreign Venture Capital Investors																		
(e) Foreign Portfolio Investors		3	1483054	0	0	1483054	1.11	1483054	0	1483054	1.11	0	1.11	0	0.00	0	0.00	1482154
(f) Financial Institutions/ Banks		23	187500	0	0	187500	0.14	187500	0	187500	0.14	0	0.14	0	0.00	0	0.00	83565
(g) Insurance Companies																		
(h) Provident Funds/ Pension Funds																		
(i) Any Other (Specify)																		
Sub Total(B)(1)		28	1727554	0	0	1727554	1.29	1727554	0	1727554	1.29	0	1.29	0	0.00	0	0.00	1565719
2 Central Government/ State Government(s)/ President of India																		
State Government																		
Sub Total(B)(2)		0	0	0	0	0	0.00	0	0	0	0.00	0	0.00	0	0.00	0	0.00	0

for OCL IRON AND STEEL LIMITED

 Company Secretary

3	Non-Institutions																		
(a)	Individuals -																		
	i. Individual shareholders holding nominal share capital up to Rs 2 lakhs	9861	18131697	0	0	18131697	13.52	18131697	0	18131697	13.52	0	13.52	0	0.00	0	0.00	14696095	
	ii. Individual shareholders holding nominal share capital in excess of Rs. 2 lakhs.	4	1816292	0	0	1816292	1.35	1816292	0	1816292	1.35	0	1.35	0	0.00	0	0.00	1580102	
(b)	NBFCs registered with RBI																		
(c)	Employee Trusts																		
(d)	Overseas Depositories (holding DRs) (balancing figure)																		
(e)	Any Others(Specify)																		
(e-i)	NRI	109	693463	0	0	693463	0.52	693463	0	693463	0.52	0	0.52	0	0.00	0	0.00	652833	
(e-ii)	Bodies Corporate	299	10895419	0	0	10895419	8.12	10895419	0	10895419	8.12	0	8.12	0	0.00	0	0.00	10850347	
	OLYMPIA BUILDERS PRIVATE LIMITED	AAACO0792L	1	2273419	0	0	2273419	1.69	2273419	0	2273419	1.69	0	1.69	0	0.00	0	0.00	2273419
	RAS BEHARI TRADING PVT. LTD.	AAECR3221K	1	1630000	0	0	1630000	1.22	1630000	0	1630000	1.22	0	1.22	0	0.00	0	0.00	1630000
(e-iii)	Foreign Nationals	29	51240	0	0	51240	0.04	51240	0	51240	0.04	0	0.04	0	0.00	0	0.00	36720	
(e-iv)	Clearing Member	62	220125	0	0	220125	0.16	220125	0	220125	0.16	0	0.16	0	0.00	0	0.00	220125	
	Sub Total(B)(3)	10364	31808236	0	0	31808236	23.71	31808236	0	31808236	23.71	0	23.71	0	0.00	0	0.00	28036222	
	Total Public Shareholding (B) = (B)(1)+(B)(2)+(B)(3)	10392	33535790	0	0	33535790	25.00	33535790	0	33535790	25.00	0	25.00	0	0.00	0	0.00	29601941	
	Note:																		
	(1) PAN would not be displayed on website of Stock Exchange(s)																		
	(2) The above formats need to be disclosed along with the name of the following persons : Institutions/ Non Institutions holding more than 1% of total number of shares																		
	(3) W.r.t. the information pertaining to Depository Receipts, the same may be disclosed in the respective columns to the extent information available and the balance to be disclosed as held by custodian																		

For OCL IRON AND STEEL LIMITED
 Company Secretary

Details of the shareholders acting as Persons in Concert including their Shareholding (No. and %)

Name of shareholder	Category	No. of shares held	Holding %
NIL			

For OCL IRON AND STEEL LIMITED

 Company Secretary

Details of shares which remain unclaimed with details such as number of shareholders, outstanding shares held in demat/ unclaimed suspense account, voting rights which are frozen etc.

No. of shareholders	No. of shares
NIL	

For OCL IRON AND STEEL LTD


Company Secretary

Table IV- Statement showing shareholding pattern of the Non Promoter and Non Public shareholder

	Category & Name of the shareholders	PAN	No. of shareholder	No. of fully paid up equity shares held	Partly paid-up equity shares held	Nos. of shares underlying Depository Receipts	Total no. shares held	Shareholding % calculated as per SCRR, 1957)	Number of Voting Rights held in each class of securities			No. of Shares Underlying Outstanding convertible securities (including Warrants)	Shareholding as a % assuming full conversion of convertible securities (as a percentage of diluted share capital)	Number of Locked in shares		Number of Shares pledged or otherwise encumbered		Number of equity shares held in dematerialised form (not applicable)
									(vii) = (iv)+(v)+(vi)	(viii) As a % of (A+B+C2)	(ix)			(x)	(xi) = (vii)+(x) As a % of (A+B+C2)	(xii)	(xiii)	
	(i)	(ii)	(iii)	(iv)	(v)	(vi)	(vii) = (iv)+(v)+(vi)	(viii) As a % of (A+B+C2)	(ix)			(x)	(xi) = (vii)+(x) As a % of (A+B+C2)	(xii)	(xiii)	(xiv)		
									No. of Voting Rights		Total as a % of Total Voting rights			No.	As a % of total Shares held	No. (not applicable)	As a % of total Shares held (Not applicable)	
									Class X	Class Y	Total							
1	Custodian/ DR Holder																	
(a)	Name of DR Holder (if available)																	
(i)																		
(ii)																		
2	Employee Benefit Trust (under SEBI (Share based Employee Benefit) Regulations, 2014)																	
(a)	Name																	
	Total Non-Promoter-Non Public Shareholding (C)= (C)(1)+(C)(2)			0	0	0	0	0	0.00	0	0	0	0.00	0	0.00	0	0.00	0
	Note :																	
	(1) PAN would not be displayed on website of Stock Exchange(s)																	
	(2) The above format needs to disclose name of all holders holding more than 1% of total number of shares																	
	(3) W.r.t. the information pertaining to Depository Receipts, the same may be disclosed in the respective columns to the extent information available																	

FOR OCL IRON AND STEEL LIMITED

[Signature]
Company Secretary